

Get Ready with Cleopatra

To look as fabulous as me, follow these simple beauty steps. First, bathe in milk and honey to keep your skin nourished and soft. I scrub away the dead skin using sea salt and then I like to use crushed green grapes to give my skin a golden glow.

I usually keep my makeup quite simple and natural. I crush up lapis lazuli stone to create a deep blue eye shadow base and then I add some sparkle with little chunks of gold pyrite. Next, I make my eyelashes and eyebrows darker using charcoal and animal fat. Then, I just rub some red clay into my lips and cheeks and I'm ready to head down to the pyramids for the day.

1. Through whose eyes is this text told?

2. Find and copy a phrase which shows that Cleopatra thinks that she looks good.

3. 'I usually keep my makeup quite simple and natural.' What makes you think that this is not true?

4. Explain why Cleopatra does not use the same makeup products that women use today.

Mental maths and fluency

Section 1

Fill in the missing numbers:

$$72 \square 9 = 8$$

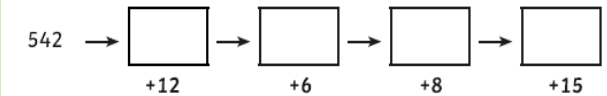
$$7 \times \square = 42$$

$$60 \div \square = 5$$

$$\square \times 3 = 27$$


Section 3

Fill in the boxes.



Maths

I have drawn a shape below, please can you draw two different shapes that have the same area.



Pick a challenge to complete this week.

History

We would like you to research key sporting event throughout the world that may have had an impact on sport today.

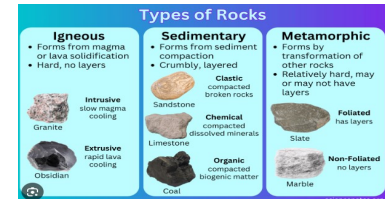


DT

Investigate the furniture in your house. Can you try to find out the designer your furniture was inspired by? We wonder how many different styles and designers ideas you have within your homes.

Science

Over the next few weeks, collect as many different types of rocks as you can. Then identify if they are igneous, metamorphic or sedimentary.



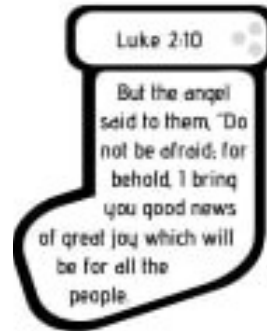
French

<https://youtu.be/QLsHH-7JmiI>

Use this video to help with learning colours in French. Create a picture for someone to colour but write only French colour names for them to use.

RE

What is the most important part of Christmas from the bible for you? Create your own Christmas blessing about what you are thankful for.



PE

Create a sequence of the gymnastic movements you have learnt at school for a family member.



Year 4's
Home Learning

Homework due back on
11.12.23